



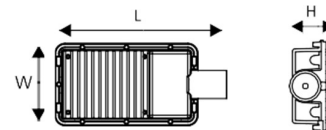
# CUBA MTM

## HIGHWAY PERFORMER SERIES

The CUBA-H is a dynamic, versatile series of four luminaires, particularly developed for highway lighting, including main roads, adjoining roads, and highway exits—narrow or wide roads.

It is custom-built for specific projects and delivers excellent photometric performance and uniformity.

With the various sizes available, the lighting solution looks uniform across the project using different sizes and wattages.



Input Power	L	Size W (mm)	H	Rated Voltage (V)	Power Factor	ATHD	Input Frequency	Efficacy* (Lm/W)	CCT**	CRI
CUBA H MTM- 70W	356	202	86	240	>0.95	<10%	50Hz	165	WW/NW/CW	70
CUBA H MTM- 120W	479	240	107	240	>0.95	<10%	50Hz	165	WW/NW/CW	70

\* For CW only.

\*\* WW: 3000K, NW: 4000K, CW: 5700K. Other CCTs also available on request

Image may be changed as per wattage

SDCM <5



### Material & Finish

- Housing - Die-Cast Aluminium
- Protector – IP Lens
- Finish - Powder Coated Grey

IS 10322  
(Part 5/Sec 3):2012  
  
 R-91003158  
 www.bis.gov.in

IP66

IK07

10KV

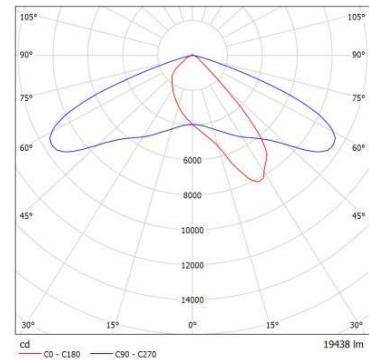


>50,000  
Hours  
L70


### Installation & Mounting 4 - 9m

- Pole Mount - Post top mounting fabricated tiltable bracket
- Bracket Pipe OD - 48 to 60mm

### Light Distribution



### T2 Lens




Eco pole with  
Classic bracket



Eco pole with double  
arm Classic bracket



Classic pole with  
Classic bracket



Classic pole with double  
arm Classic bracket



Eco pole with  
Linear bracket