

TECHNICAL DESCRIPTION

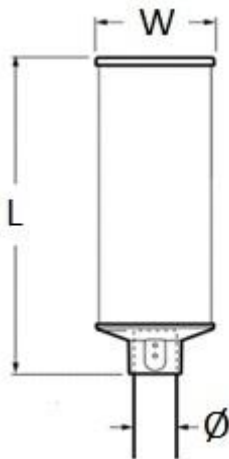


IK07

IP65



DIMENSIONS



Wattage (W)	Dimensions L x W (mm)	Spigot Diameter Ø (mm)
25W	600 X 210	76
35W		

APPLICATIONS

- Pathways
- Jogging Track
- Parks
- Landscape areas
- Residential Streets
- Bridges

DESCRIPTION (Tender text)

Decorative LED post-top luminaire in cylindrical form with a body of cast aluminium, canopy of corrosion-resistant aluminium and a diffuser of high impact-resistant clear PMMA (IK07) fixed on to the body, IP65 optical and control gear compartments.

Highly efficient UV and temperature-resistant lens systems in 4-fold configurations for symmetric, asymmetric or rotationally symmetric wide light intensity distribution providing excellent photometry to optimally cater to different applications.

Suitable for vertical mounting for 76mm diameter pipe.

Overall system efficiency of 100lm/W or 110lm/W at correlated colour temperature (CCT) of 4000K (optional 3000K & 5700K), colour rendering index (CRI) >70 and L70 rated lifetime of 50,000 hours.

Electrical Class I, rated voltage 240Vac, Power Factor ≥ 0.95 , with BIS certified potted driver having internal surge protection of 4/4 kV and an additional surge protection device (SPD) of 10/10 kV (in both Common & Differential Modes).

CHARACTERISTICS

- Efficient, reliable with High System efficacy
- Optimised photometric and mechanical performance with a minimum TCO (Total Cost of Ownership)
- Excellent photometry for narrow and medium roads
- Operating temperature range: -10°C to 50°C
- Operating Voltage Range: 240Vac
- Surge Protection Device (SPD): Standard 10kV or optional 20kV
- Post top mounting on 76mm diameter pipe
- Ingress Protection: IP65
- Impact resistance: IK07

Keselec Lighting Private Limited

Manufacturing: 55 Industrial Area | NIT | Faridabad | Haryana – 121001 | India

M: +91 85275 86444 | info@keselec.com

Registered Office: 69 Friends Colony West | New Delhi 110 065 | India

CIN No.: U34506DL1996PTC079231

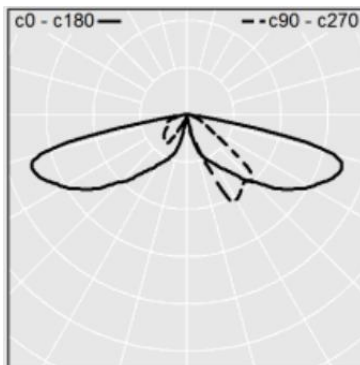
RATING & EFFICACY

Catalogue Reference	Wattage (W)	CCT (K)	CRI	Standard Efficacy (Lm/W)	High efficacy (Lm/W)
Lumantix-Z (Symmetric/ Rotationally symmetric/ asymmetric)	25	4000	> 70	100	110
	35	4000	> 70	100	110

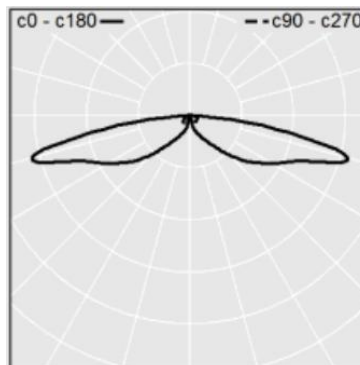
- The system efficacy & power consumption (wattage) of the luminaire are the values at 25°C ambient temperature, as initially tested and are dependent on environmental conditions, like temperature and may vary with specific configurations. Efficacy values are subject to $\pm 5\%$ tolerance at rated voltage.
- Data subjected to change as we keep on adopting latest technologies to keep in sync with market, please consult us.
- Products for special application are also available, Please contact us for details.

Light Distributions

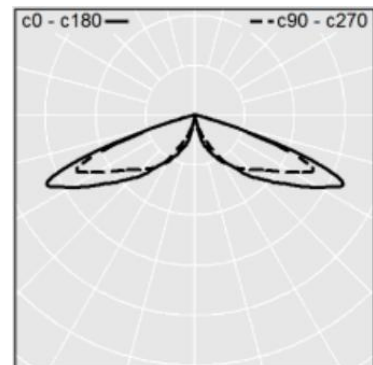
- Highly efficient lens for symmetric, asymmetric or rotationally symmetric wide light intensity distribution.
- Excellent photometry to optimally cater to different applications.



Asymmetric



Symmetric



Rotationally Symmetric

KESELEC ORDERING CODE (KOC)

EXAMPLE: LZ-035-40-R0-E6-AS-O15-P6-D0-S4-C7-T1-F2-L14

