

# BALI

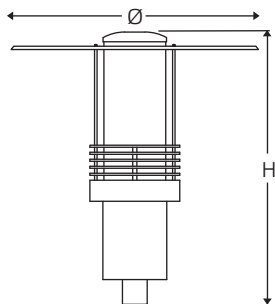
A SOPHISTICATED  
&  
DISCREET SOFT - GLOW  
ELEMENT



BALI is a discreet urban post top lantern that puts light where and when people need it.

BALI has symmetric and asymmetric indirect lighting of 40W for use in parks, gardens, pathways and jogging tracks.

BALI delivers visual comfort when you are walking about in late evenings.



Easy access for maintenance



Indirect Light

Input Power	Size Ø	Size H	Weight (Kg)	Rated Voltage (V)	Power Factor	ATHD	Input Frequency	Efficacy* (Lm/W)	CCT**	CRI
BALI 40W	600	610	7.7	240	>0.95	<10%	50Hz	70	WW/NW/CW	70

\* For NW/CW only

\*\* WW: 3000K, NW: 4000K, CW: 5700K. Other CCTs also available on request



### Material & Finish

- Housing - Die Cast and Spun Aluminium
- Protector - PMMA
- Finish - Powder Coated / PU  
- Standard colour Grey

IS 10322  
(Part 5/Sec 3):2012  
  
R-91003158  
www.bis.gov.in

IP66\*

IK07

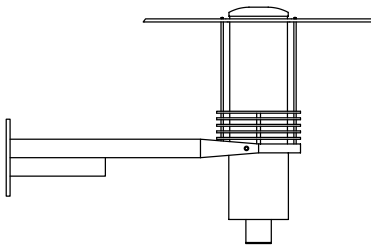
10KV



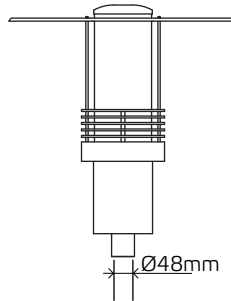
>50,000  
Hours  
L70

\* Optical Compartment

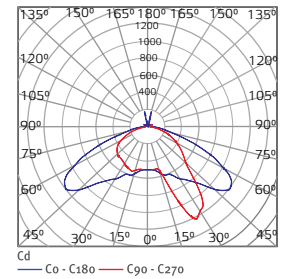
### Installation & Mounting 3 - 5m



Wall Mounting



### Light Distribution Asymmetric



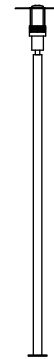
Classic Pole



Eco Pole



Conical Pole



Linear Pole



Bali Pole

Manufacturing:  
Kesslec Smart Lighting Technologies Private Limited  
(Formerly Kesselec Lighting Private Limited )  
Plot no 55 Industrial Area | N.I.T  
Faridabad - 121001 | Haryana | India  
E-mail: info@kesslec.com



The information, description and illustrations are only of an indicative nature and due to continuous R&D on our products we reserve the rights to alter the characteristics without notice. As specific projects may have different characteristics, we invite you to consult us.